

PRODUCT INFORMATION PACKET

Model No: 5KC42GN0066

Catalog No: C375

1/2 HP General Purpose Motor, 1 phase, 1800 RPM, 115/230 V, 56C Frame, TEFC
Single Phase TEFC Motors



Regal and Marathon are trademarks of Regal Beloit Corporation or one of its affiliated companies.
©2020 Regal Beloit Corporation, All Rights Reserved. MC017097E

REGAL




Nameplate Specifications

Output HP	0.50 Hp	Output KW	0.37 kW
Frequency	60 Hz	Voltage	115/230 V
Current	8.6,4.3 A	Speed	1725 rpm
Service Factor	1.15	Phase	1
Efficiency	64 %	Power Factor	0
Duty	Continuous	Insulation Class	B
KVA Code	M	Frame	56C
Enclosure	Totally Enclosed Fan Cooled	Thermal Protection	N/R
Ambient Temperature	40 °C	Drive End Bearing Size	6203
Opp Drive End Bearing Size	6203	UL	Recognized
CSA	Yes	CE	N
IP Code	43		

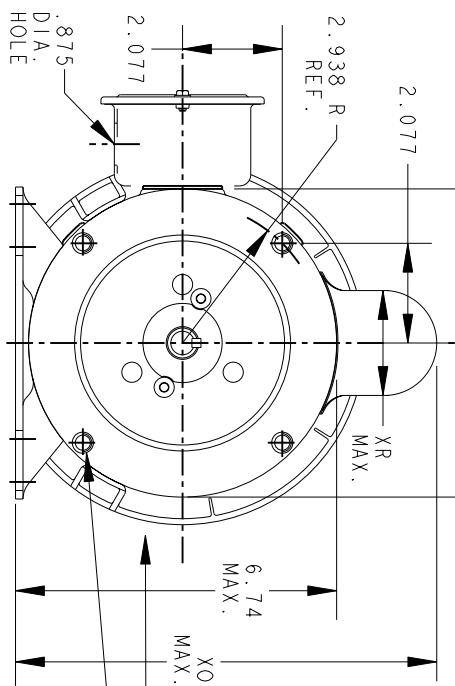
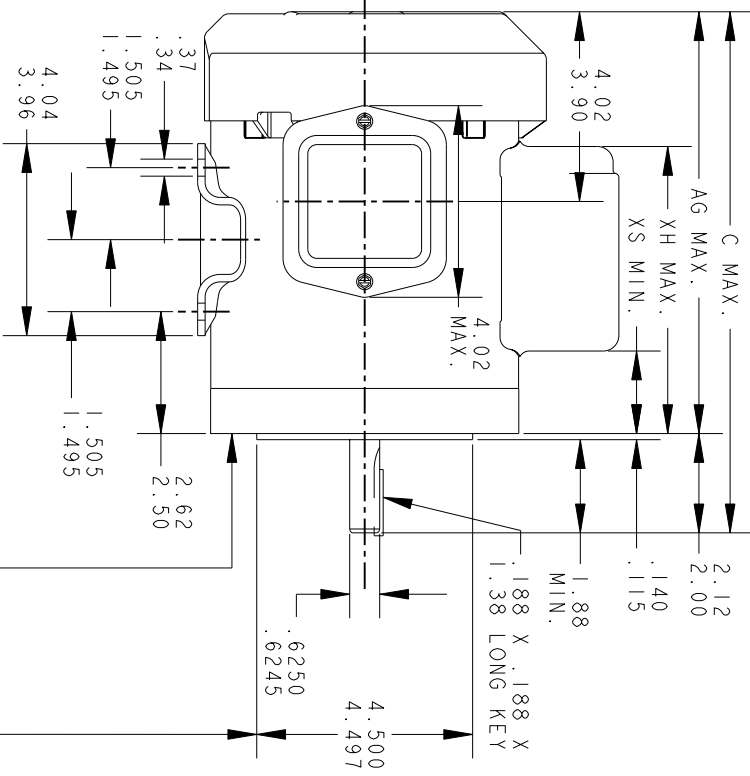
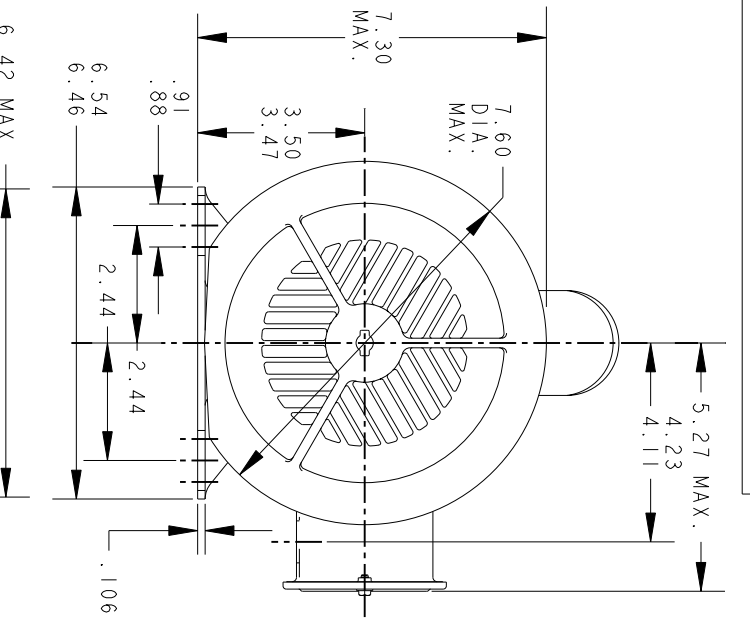
Technical Specifications

Electrical Type	Capacitor Start Induction Run	Starting Method	SM
Poles	4	Rotation	Counterclockwise/Clockwise
Mounting	Rigid Base	Motor Orientation	ANY
Drive End Bearing	LOCKED	Opp Drive End Bearing	Ball
Frame Material	Rolled Steel	Overall Length	11 in
Frame Length	5.72 in	Shaft Diameter	0.630 in
Shaft Extension	1.88 in		
Outline Drawing	52A107662P1	Connection Drawing	52A105381BA

This is an uncontrolled document once printed or downloaded and is subject to change without notice. Date Created:03/11/2020



REV.	DESCRIPTION	DATE	APPROVED
11	CHG TO RBC FORMAT PER IS05-11777	03/01/06	ARCHANA



VIEW OF P.E. END SHIELD

FACE RUNOUT (WITH INDICATOR MOUNTED STATIONARY RELATIVE TO SHAFT) MUST NOT EXCEED .004 T.I.R.

ECCENTRICITY OF THIS SURFACE (WITH INDICATOR MOUNTED STATIONARY RELATIVE TO SHAFT) MUST NOT EXCEED .004 T.I.R.

.375-16 UNC-2B (4 HOLES) .70 MIN. FULL THREAD. THESE HOLES FIT A GAGE HAVING A RABBIT DIA. AND 4 PINS .2917 DIA. LOCATED ON THE BASIC HOLE POSITIONS.

P	TYPE	GE SIZE	NEMA FR	C	AG	XH	XO	XR	XS	MIN. SHELL
6	KC	49	56CY	12.97	10.85	7.61	8.69	2.15	1.86	7.68
5	KC	49	56CY	12.40	10.28	7.50	8.95	2.22	2.07	7.15
4	KC	49	56CY	12.44	10.32	7.54	8.22	1.60	1.79	7.15
3	KC	49	56CY	12.97	10.85	7.61	8.94	2.40	1.86	7.68
2	KC	46	56CY	11.84	9.72	6.48	8.84	2.22	1.94	6.55
1	KC	42	56CY	11.01	8.89	6.12	8.84	2.22	1.58	5.72

REGAL-BELOTT CORPORATION

REGAL-BELOTT

TITLE **40 FRAME REDESIGN - GENERAL PURPOSE MOTOR - TEFC BALL BEARING - WELDED BASE - R2 END MOUNTED**

SIGNATURES		DATE
MODEL	M.D. PAPE	04/18/91
DETAIL		
CHECKED		
ENGRG		
MFG		
QUALITY		
ISSUED	M.D. PAPE	10/22/02
SOLID MODEL:	52A107662	

FOR ADDITIONAL INFO REFER TO:

APPLIED PRACTICES

DIMENSIONS ARE IN INCHES


SCALE: 0.003 REF. No.:

SIZE DRAWING A

52A107662

REV 11

SHEET 1 of 1



THIRD ANGLE PROJECTION

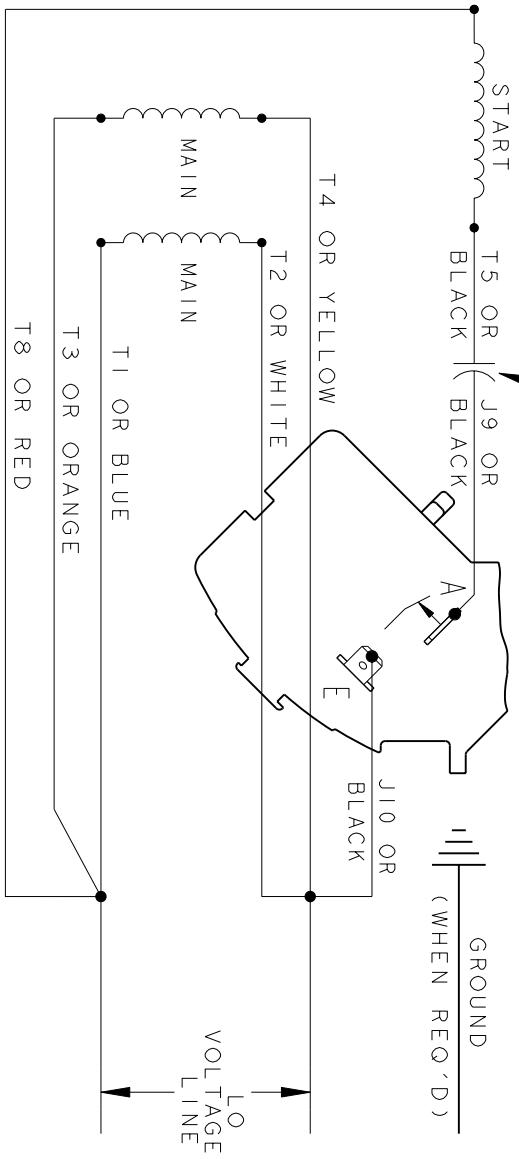
REVISIONS

REV.	DESCRIPTION	DATE	APPROVED
3	UPDATED FORMAT	01/04/06	MAM

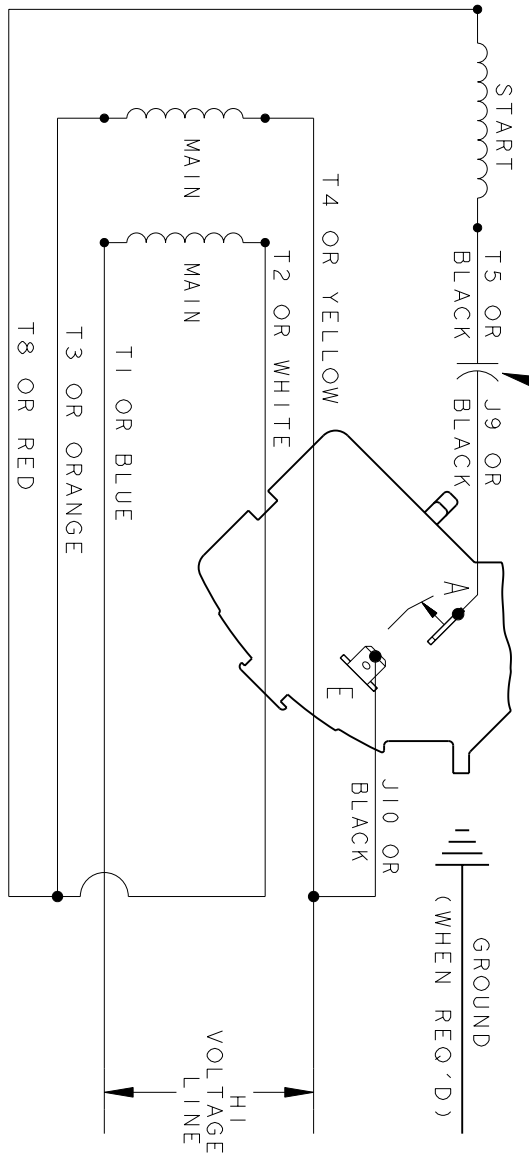
3

CCW/CW ROTATION - DUAL VOLTAGE
TYPE KC OR KH

CAPACITOR AS SHOWN FOR KC MOTORS ONLY. LEAD T5 BLACK CONNECTED DIRECTLY TO TERMINAL BOARD FOR KH MOTORS.



CAPACITOR AS SHOWN FOR KC MOTORS ONLY. LEAD T5 BLACK CONNECTED DIRECTLY TO TERMINAL BOARD FOR KH MOTORS.



NOTE#1 - TO REVERSE ROTATION, INTERCHANGE T8 RED AND J10 BLACK LEADS.
NOTE#2 - WHEN MORE THAN ONE CAPACITOR IS USED, CONNECT IN PARALLEL.

SWITCH (H) - 115D958AA

REF. DIAG. - 113A326

CONNECTION LABEL - 52X332917

SIGNATURES		DATE
MODEL	M.D. PAPER	06/29/87
DETAIL		
CHECKED		
ENGRG		
MFG		
QUALITY		
ISSUED	M.D. P.	06/29/87
SOLID MODEL: 52A105381BA		

FOR ADDITIONAL INFO REFER TO:
APPLIED PRACTICES
DIMENSIONS ARE IN INCHES



REGAL-BELOIT CORPORATION

CONNECTION DIAGRAM

FME: 30 FRAME SWITCH REDESIGN

52A105381BA

REV 3

SCALE: 1.000 REF. No.:

SHEET 1 of 1